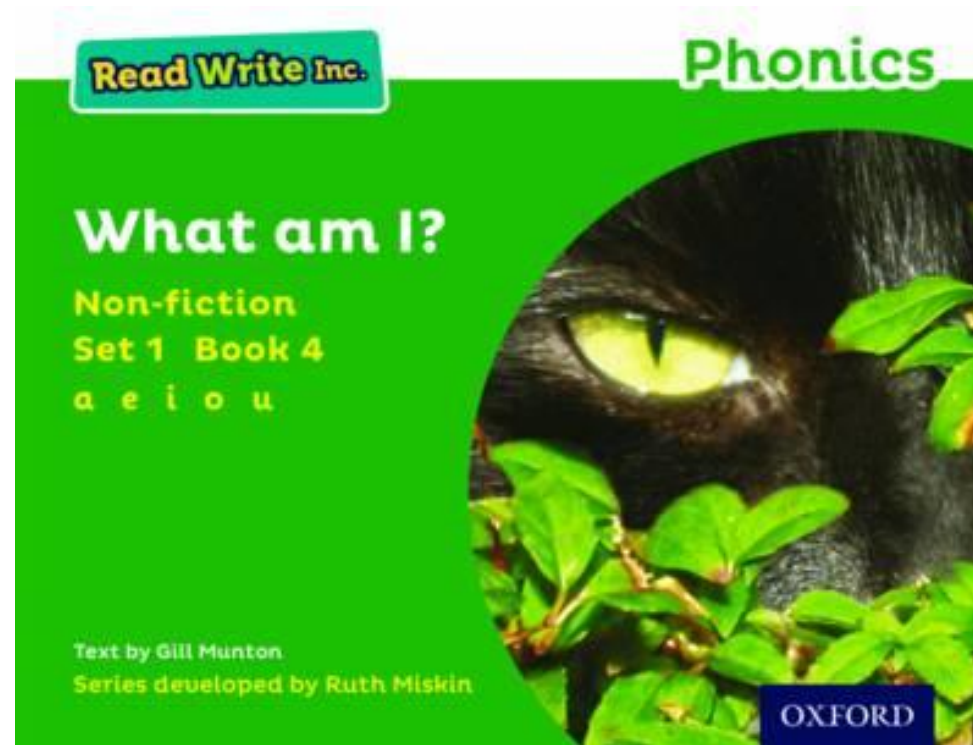


GREEN



Book for Monday 8th – Friday 12th June



Daily Speed Sounds – Set 2

- Every day, watch the Set 2 speed sounds lesson available on Youtube
- https://www.youtube.com/channel/UCo7fbLgY2oA_cFCIlg9GdxtQ
- Set 2 lessons show at 10.00 am, from Monday to Friday. Each one is around ten minutes long and available for 24 hours.

Daily Speedy Green words



Scroll down on the Oxford Own RWI page, until you find Set 1 Speedy Green Words Powerpoint: Green Storybooks

<https://home.oxfordowl.co.uk/reading/reading-schemes-oxford-levels/read-write-inc-phonics-guide/>

Daily Reading Activities

	Reading Activity
Monday	<ul style="list-style-type: none">• Speed Sounds from the story book• Story Green words• Red words
Tuesday	<ul style="list-style-type: none">• Introduction by parent• First read by child
Wednesday	<ul style="list-style-type: none">• Vocabulary check• Jump in
Thursday	<ul style="list-style-type: none">• Jump in• Second read by child
Friday	<ul style="list-style-type: none">• Third read by child• Think about the story/Questions

- Find the book on the Oxford Owl eBook page. If not on the website, it will be scanned in on the next few slides.

Speed Sounds



Consonants Ask children to say the sounds.

f	l	m	n	r	s	v	z	sh	th	ng
ff	ll		nn		ss	ve	zz			nk
							s			

b	c	d	g	h	j	p	qu	t	w	x	y	ch
bb	k		gg					tt	wh			tch
	ck											

Each box contains one sound but sometimes more than one grapheme.
Focus graphemes for this story are **circled**.



Vowels Ask children to say the sounds in and out of order.

a	e	i	o	u
at	hen	in	on	up

ay	ee	igh	ow	oo
day	see	high	blow	zoo



Story Green Words



Ask children to read the words first in Fred Talk and then say the word.



run jump drink from dish mat lap

Ask children to read the root first and then the whole word with the suffix.

moth → moths



Vocabulary Check



Discuss the meaning (as used in the non-fiction text) after the children have read the word.

definition

moths

tiny insects with wings like butterflies

Red Words

Ask children to practise reading the words across the rows, down the columns and in and out of order clearly and quickly.



I	like*	what
your	ball	go
of	some	all
do	my	no

* Red Word in this book only

I have got 4 legs.




I like fish.



What am I?

I am a cat!



I am a big black cat!


I can run.
I can jump.




I can catch a ball.




I can catch moths.



I can drink milk from a dish.



I can sit on a mat ...



... and I can sit
on **your** lap!



Questions to talk about

Ask children to TTYP for each question using 'Fastest finger' (FF) or 'Have a think' (HaT).

- p.9 (FF) How many legs does this animal have?
- p.10 (FF) What does this cat look like?
- pp.12-13 (FF) What can this cat catch?
- p.14 (FF) What does this cat drink from?
- p.16 (HaT) Why do you think cats like sitting on a lap?

Hold a Sentence - Wednesday



I can catch moths.

Check

capital letter **I**  full stop **.** tch th


Hide the sentence so your child doesn't copy it! Remind them of the items in the check list.

Hold a Sentence - Friday



I have got 4 legs.

Check

capital letter **I**  full stop **.** **ve**

Hide the sentence so your child doesn't copy it! Remind them of the items in the check list.